

# GHBH Series

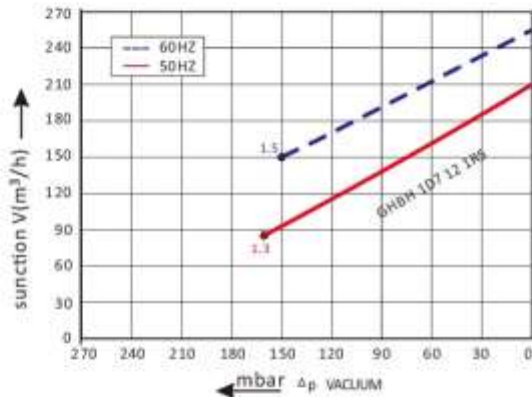
## GHBH 1D7 12 1R5

### Technical datasheet

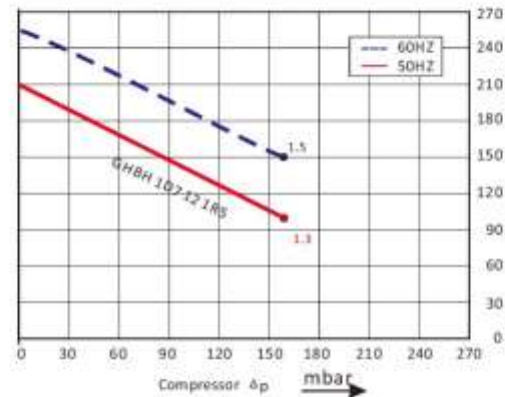


#### Goorui blower performance curves

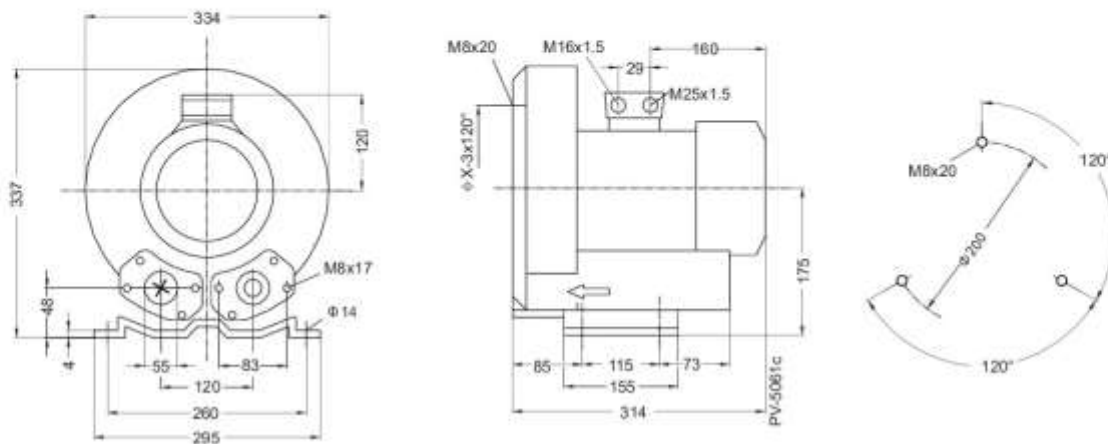
##### Vacuum selection diagram curve



##### Compressor selection diagram curve



#### Goorui blower installation drawing



#### Goorui blower parameter

Model	Frequency	Output	voltage	Current	airflow	pressure		noise	Weight
						vacuum	compressor		
	Hz	KW	V	A	m³/h	mbar	mbar	dB(A)	kg
<b>1" 50/60Hz IP54 INSULATION class F</b>									
GHBH 1D7 12 1R5	50	1.3	230	7.3	210	-160	160	64	21
GHBH 1D7 12 1R5	60	1.5	230	8.3	255	-150	160	70	21

The performance curves of Goorui blower is tested through below ways:

Under one atmospheric pressure, suck 15°C air and then you can calculate the data, of course allow 10% difference, and when the sucked air and surroundings temperature are not higher than 25°C, you still can get total pressure difference as the curves shows.