

GHBH Series

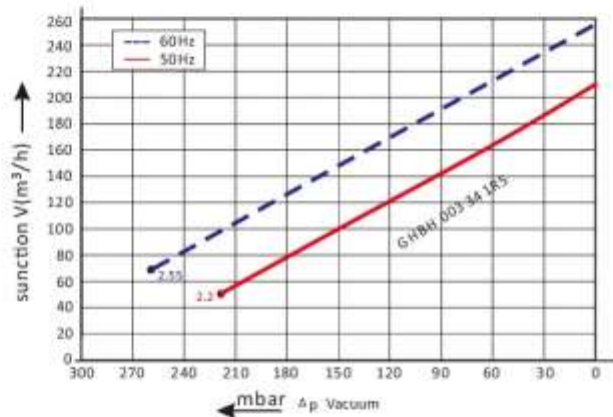
GHBH 003 34 1R5

Technical datasheet

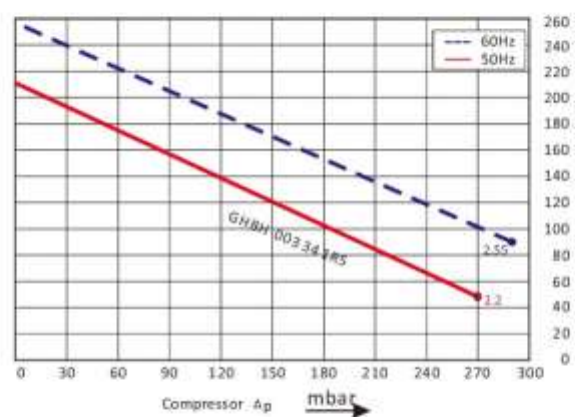


Goorui blower performance curves

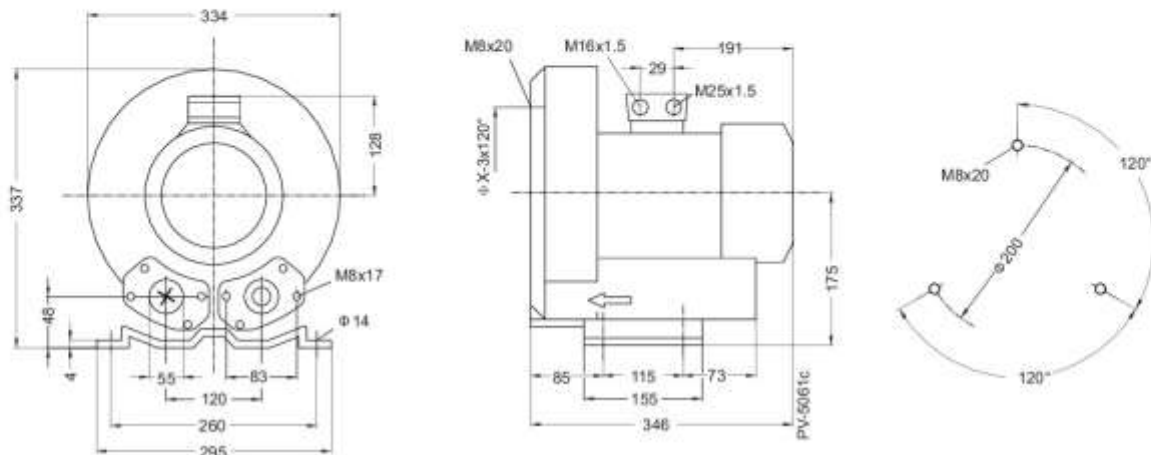
Vacuum selection diagram curve



Compressor selection diagram curve



Goorui blower installation drawing



Goorui blower parameter

| Model | Frequency | Output | voltage | Current | airflow | pressure | | noise | Weight |
|---|-----------|--------|--------------------|-------------|---------|----------|------------|-------|--------|
| | | | | | | vacuum | compressor | | |
| | Hz | KW | V | A | m³/h | mbar | mbar | dB(A) | kg |
| 3~ 50/60Hz IP54 INSULATION class F | | | | | | | | | |
| GHBH 003 34 1R5 | 50 | 2.2 | 200-240 Δ/345-415Y | 9.7 Δ/5.6Y | 210 | -220 | 270 | 64 | 25 |
| GHBH 003 34 1R5 | 60 | 2.55 | 220-275 Δ/380-480Y | 10.3 Δ/6.0Y | 255 | -260 | 290 | 70 | 25 |

The performance curves of Goorui blower is tested through below ways:

Under one atmospheric pressure, suck 15°C air and then you can calculate the data, of course allow 10% difference, and when the sucked air and surroundings temperature are not higher than 25°C, you still can get total pressure difference as the curves shows.